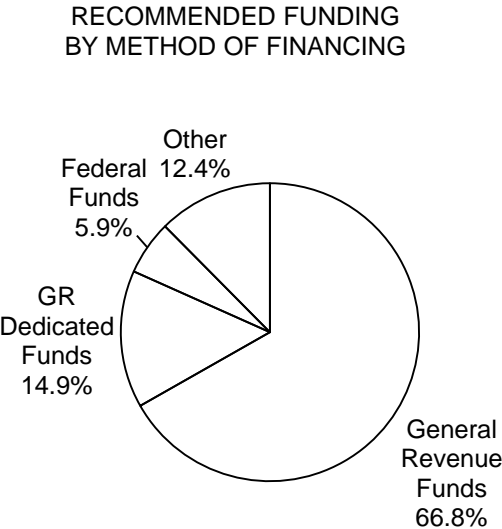


Section 1

Method of Financing	2012-13 Base	2014-15 Recommended	Biennial Change	% Change
General Revenue Funds	\$21,585,593	\$23,032,535	\$1,446,942	6.7%
GR Dedicated Funds	\$5,105,664	\$5,139,664	\$34,000	0.7%
Total GR-Related Funds	\$26,691,257	\$28,172,199	\$1,480,942	5.5%
Federal Funds	\$2,031,094	\$2,030,702	(\$392)	(0.0%)
Other	\$48,624,003	\$4,286,732	(\$44,337,271)	(91.2%)
All Funds	\$77,346,354	\$34,489,633	(\$42,856,721)	(55.4%)

	FY 2013 Budgeted	FY 2015 Recommended	Biennial Change	% Change
FTEs	173.7	173.7	0.0	0.0%

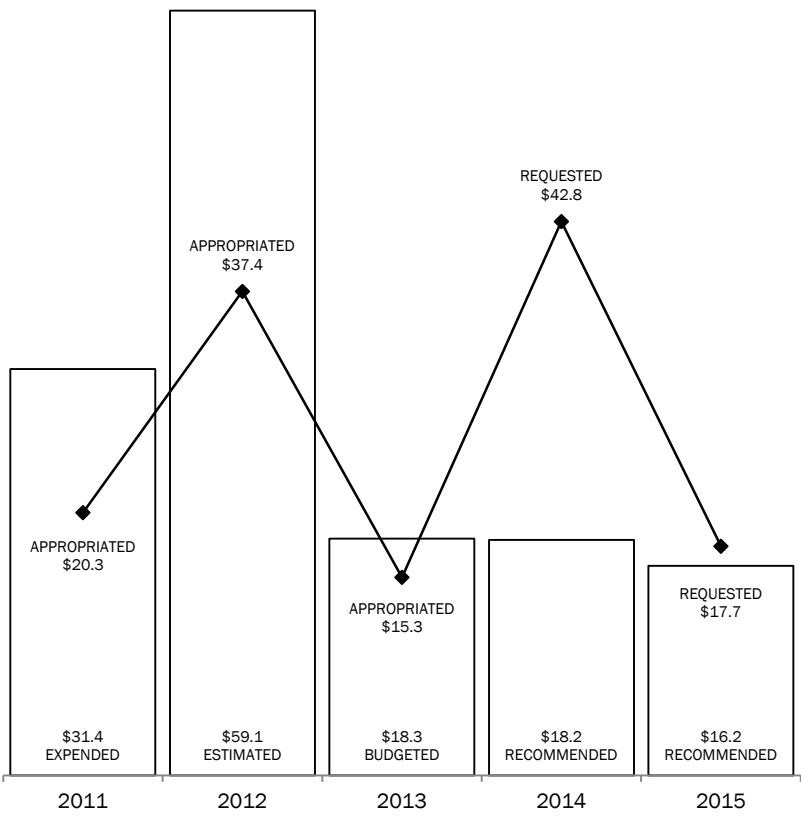
The bill pattern for this agency (2014-15 Recommended) represents an estimated 100% of the agency's estimated total available funds for the 2014-15 biennium.



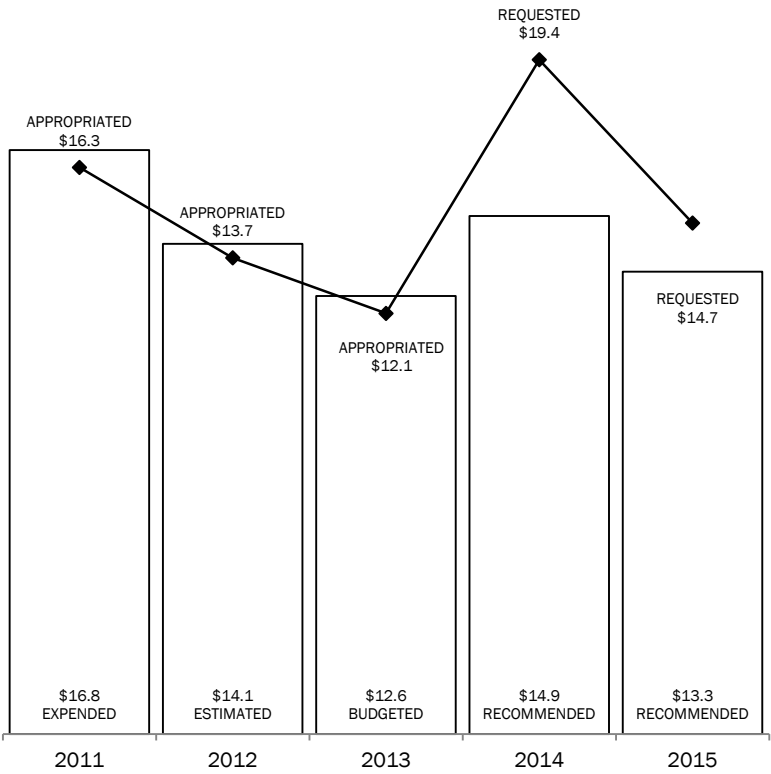
Section 1  
Historical Commission  
2014-2015 BIENNIUM  
IN MILLIONS

TOTAL= \$34.5 MILLION

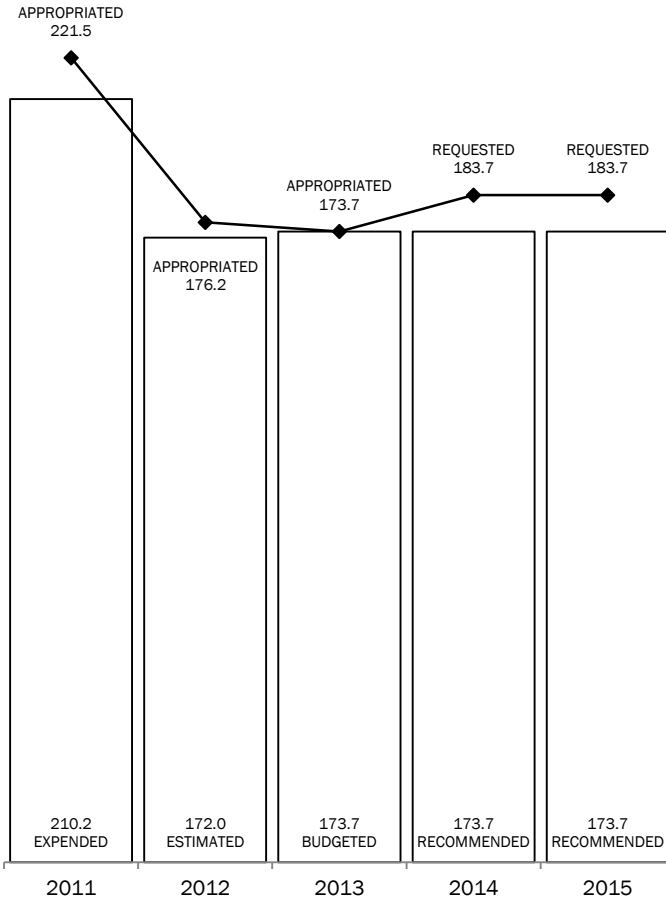
ALL FUNDS



GENERAL REVENUE AND  
GENERAL REVENUE-DEDICATED FUNDS



FULL-TIME-EQUIVALENT POSITIONS



Section 2

Historical Commission  
Summary of Recommendations - Senate, By Method of Finance -- ALL FUNDS

Strategy/Goal	2012-13 Base	2014-15 Recommended	Biennial Change	% Change	Comments
					Recommendations include an increase of \$1.5 million in General Revenue for repairs and renovations at the National Museum of the Pacific War. The recommendations also reflect a decrease of \$22.3 million in General Obligation (GO) Bond Proceeds for Courthouse Preservation grants in Strategy A.1.4, Courthouse Preservation, and a decrease of \$21.0 million GO Bond Proceeds for a one-time construction projects at several historic sites around the state in Strategy A.1.5, Historic Sites, including restoration and maintenance at the National Museum of the Pacific War.
ARCHITECTURAL ASSISTANCE A.1.1	\$1,481,062	\$1,491,062	\$10,000	0.7%	
PRESERVATION TRUST FUND A.1.2	\$0	\$0	\$0	0.0%	
ARCHEOLOGICAL HERITAGE PROTECTION A.1.3	\$2,239,878	\$2,061,696	(\$178,182)	(8.0%)	Recommendations provide for a decrease of \$0.2 million primarily in Appropriated Receipts for completion of the La Salle artifact restoration project.
COURTHOUSE PRESERVATION A.1.4	\$23,091,755	\$836,302	(\$22,255,453)	(96.4%)	
HISTORIC SITES A.1.5	\$37,349,898	\$17,506,918	(\$19,842,980)	(53.1%)	
DEVELOPMENT ASSISTANCE A.2.1	\$5,652,457	\$5,705,155	\$52,698	0.9%	
EVALUATE/INTERPRET RESOURCES A.3.1	\$5,008,461	\$4,280,337	(\$728,124)	(14.5%)	Recommendations provide for a decrease of approximately \$0.4 million in Appropriated Receipts due to the completion of the Vietnam Veterans Memorial Monument in fiscal year 2013 and a decrease of \$0.3 million in Interagency Contract funding from the Texas Department of Transportation related to surveying the historic Bankhead Highway.
<b>Total, Goal A, HISTORIC PRESERVATION</b>	<b>\$74,823,511</b>	<b>\$31,881,470</b>	<b>(\$42,942,041)</b>	<b>(57.4%)</b>	
CENTRAL ADMINISTRATION B.1.1	\$2,522,843	\$2,608,163	\$85,320	3.4%	Recommendations provide for an increase of \$0.1 million in General Revenue for replacement of four vehicles at or expected to exceed 150,000 miles in the 2014-15 biennium.
<b>Total, Goal B, INDIRECT ADMINISTRATION</b>	<b>\$2,522,843</b>	<b>\$2,608,163</b>	<b>\$85,320</b>	<b>3.4%</b>	
<b>Grand Total, All Strategies</b>	<b>\$77,346,354</b>	<b>\$34,489,633</b>	<b>(\$42,856,721)</b>	<b>(55.4%)</b>	

## Section 3

### Historical Commission Selected Fiscal and Policy Issues

#### 1. General Obligation Bond Proceeds

- **Historical Courthouse Preservation Program:**

- Recommendations for the 2014-15 biennium reflect a decrease of \$22.3 million out of General Obligation (GO) Bond Proceeds, which includes unexpended balances across biennia of \$2.3 million, for historic courthouse preservation grants. This decrease is due to the agency encumbering \$22.3 million for grants out of GO Bond Proceeds in the 2012-13 biennium.
- The Historical Courthouse Preservation Program provides matching grants to counties throughout Texas to restore or preserve historic county courthouses. For purposes of this program, a county's courthouse is classified as a "historic courthouse" if it is at least 50 years old and owned by the county. In the 2012-13 biennium, the agency awarded grants that restored or preserved 13 courthouses. According to the agency, there are approximately 127 projects remaining that are eligible to receive funding under this program.

- **Historic Sites Program:**

- Recommendations reflect a decrease of \$20.9 million out of General Obligation (GO) Bond Proceeds related to unexpended balances carried forward from fiscal year 2012 to fiscal year 2013 for maintenance and preservation of historic sites. This decrease is due to the agency encumbering \$20.9 million for grants out of GO Bond Proceeds in the 2012-13 biennium.
- The Historic Sites Program manages and maintains 20 historical sites around the state, which includes the National Museum of the Pacific War, the Landmark Inn State Historic Site, and the Fulton Mansion State Historic Site. According to the agency, approximately 215,000 visitors have been served through various interpretive programs at these historic sites. In addition, \$76,195 was collected in entrance fees and gift shop sales, a majority of which was from the National Museum of the Pacific War.

- **Remaining Proposition 4 General Obligation Bond Authority (Proposition 4, SJR 65, Eightieth Legislature, Regular Session, 2007):**

- Approximately \$146.2 million in Proposition 4 general obligation bond authority is available for appropriation in the 2014-15 biennium. However, several agencies, including the Historical Commission, requested approximately \$623.9 million out of general obligation bond authority for various capital projects for the 2014-15 biennium.

#### 2. Budget Control Act

- Federal Funds related to archeology, historic sites, heritage trails, evaluation and interpretation, and central administration, totaling \$2.0 million and included in the recommendations, is subject to sequester under the Budget Control Act of up to 8.2 percent.

Section 3

Historical Commission  
FTE Highlights

Full-Time-Equivalent Positions	Expended 2011	Estimated 2012	Budgeted 2013	Recommended 2014	Recommended 2015
Cap	221.5	176.2	173.7	173.7	173.7
Actual/Budgeted	210.2	172.0	173.7	NA	NA
Schedule of Exempt Positions (Cap)					
Executive Director, Group 4	\$125,000	\$125,000	\$125,000	\$125,000	\$125,000

Recommendations reflect a decrease of 2.5 FTEs in the FTE Cap from fiscal year 2012 to fiscal year 2014 related to a decrease associated with the Heritage Trails program.

The State Auditor's Office Report 12-708, *Executive Compensation at State Agencies* , indicates a market average of \$140,982 for the Executive Director position. No changes to the current Group 4 classification were recommended.

Section 4

Texas Historical Commission (THC)  
Performance Review and Policy Report Highlights

Reports & Recommendations	Report Page	Savings/ (Cost)	Gain/ (Loss)	Fund Type	Included in Introduced Bill	Action Required During Session
---------------------------	----------------	--------------------	-----------------	--------------	--------------------------------	--------------------------------

NO RELATED RECOMMENDATIONS

## Section 5

### Historical Commission Rider Highlights

2. (revised) **Capital Budget.** Revise rider to reflect recommended capital budget items.
3. (revised) **Cost Recovery of Historical Markers.** Revise rider to reflect amounts expected to be collected for the cost of historical markers.
7. (old) **La Salle Artifacts.** Delete rider due to completion of project.
8. (revised) **Historic Sites.** Revise rider to include appropriation authority for collected fees related to historic sites only and provide additional appropriation authority for collections above the Biennial Revenue Estimate not-to-exceed \$1.0 million in General Revenue for the 2014-15 biennium.
9. (revised) **Appropriation Authority: Debt Service for the National Museum of the Pacific.** Revise rider to include updated amounts solely for debt service on Revenue Bonds used for restoration of the National Museum of the Pacific War.
10. (old) **Unexpended Balances: Texas Emancipation Juneteenth Cultural and Historical Commission Memorial Monument.** Delete rider due to the abolishment of the Juneteenth Commission and funding transferred to the State Preservation Board for the African American Texans memorial monument.
10. (revised) **Unexpended Balances of Bond Proceeds.** Revise rider to included unexpended balance authority for general obligation bond proceeds.
11. (old) **Unexpended Balances: Tejaso Monument.** Delete rider due to completion of the project.
11. (revised) **Appropriation Authority: Revenue Bond Debt Service for Historic Sites.** Revise rider to include updated amounts solely for debt service on Revenue Bonds used for restoration and maintenance of various historical sites around the state.
13. (revised) **Texas Preservation Trust Fund Account No. 664.** Revise rider to include updated amounts transferred from funds outside the State Treasury and estimated interest earnings to the General Revenue-Dedicated Texas Preservation Trust Fund Account No. 664 for agency operations.
14. (old) **Appropriations: State-owned Housing Authorized.** Delete rider to eliminate cost recovery requirement for state employees living in state-owned housing authority.
15. (revised) **Unexpended Balances: La Belle Conservation.** Revise rider to provide unexpended balance authority (estimated to be \$0).
15. (old) **Unexpended Balances of Bond Proceeds for Courthouse Preservation.** Delete rider due to authority for unexpended balances of general obligation bond proceeds is included in revised Rider 10, Unexpended Balances of Bond Proceeds.
16. (revised) **Unexpended Balances: Vietnam Veterans Memorial Monument.** Revise rider to include unexpended balance authority to complete the Vietnam Veterans memorial monument.

Section 6

Historical Commission  
Items not Included in Recommendations - Senate

	2014-15 Biennial Total			
	GR & GR-Dedicated		All Funds	
<b>Agency Exceptional Items - In Agency Priority Order</b>				
1. Courthouse Preservation grants out of general obligation bond proceeds (\$20.0 million) and related debt service. The debt service associated with this request is \$2.8 million out of General Revenue and would be appropriated to the Texas Public Finance Authority.	\$	2,832,671	\$	22,832,671
2. Transfer the corpus of the Texas Preservation Trust Fund to outside the Treasury:				
a. Method of Finance Swap:				
Increase General Revenue Funds;	\$	5,105,664	\$	5,105,664
Decrease General Revenue Dedicated - Texas Preservation Trust Fund Account No. 664.	\$	(5,105,664)	\$	(5,105,664)
b. Increase General Revenue Dedicated - Texas Preservation Trust Fund Account No. 664 from interest earnings on investments transferred from the Safekeeping Trust Company for local preservation projects.	\$	500,000	\$	500,000
c. Funding for 1.0 full-time equivalent (FTE) position to manage and monitor the Preservation Trust Fund Grant Program (\$80,000 in General Revenue each fiscal of the biennium).	\$	160,000	\$	160,000
d. Add contingency rider that appropriates \$250,000 each fiscal year out of interest earnings for local preservation projects. (This would reverse actions adopted by the enactment of Senate Bill 1, Eighty-second Legislature, First Called Session, 2011, Article 22.)				
A change in statute would be required to transfer the Texas Preservation Trust Fund outside the state treasury and to limit the purpose of Fund 664 to exclude agency operations.				
3. Funding for 15.0 additional full-time equivalent (FTEs) and other operating expenses as follows (\$3.0 million in General Revenue):				
a. 1.0 FTE for the Archeology program;	\$	160,000	\$	160,000
b. 1.0 FTEs for the Courthouse Preservation program;	\$	160,000	\$	160,000



Section 6

Historical Commission  
Items not Included in Recommendations - Senate

	2014-15 Biennial Total	
	GR & GR-Dedicated	All Funds
c. 5.0 FTEs for the for the Historic Sites program;	\$ 800,000	\$ 800,000
d. 6.0 FTEs for the Community Heritage and Development Assistance program;	\$ 1,560,000	\$ 1,560,000
e. 1.0 FTEs for the Evaluate and Interpret program;	\$ 160,000	\$ 160,000
f. 1.0 FTEs for Indirect Administration.	\$ 160,000	\$ 160,000
4. Merit and salary increases for current staff.	\$ 600,000	\$ 600,000
5. Funding and Capital Budget authority for the following capital projects (\$0.8 million in General Revenue):		
a. maintenance and repair of historic sites around the state;	\$ 325,000	\$ 325,000
b. replacement of three vehicles (amount above recommended level);	\$ 64,284	\$ 64,284
c. maintenance of historic agency administrative office buildings within the Capital Complex;	\$ 200,000	\$ 200,000
d. grounds keeping equipment for historic sites;	\$ 55,000	\$ 55,000
e. computer replacement.	\$ 120,000	\$ 120,000
6. Additional administrative services to the Texas Holocaust and Genocide Commission as a result of working with the Texas Education Agency and the Higher Education Coordinating Board in assisting with the development of educator workshops pursuant to Senate Bill 482, Eighty-first Legislature, Regular Session, 2009.	\$ 287,946	\$ 287,946
<u>Rider Requests</u>		
7. New rider to provide appropriation authority for revenue generated by the lease or development of mineral rights located on State historic sites operated by the agency (estimated to be \$0).		
<b>Total, Items Not Included in the Recommendations</b>	<b>\$ 8,144,901</b>	<b>\$ 28,144,901</b>